
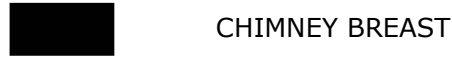
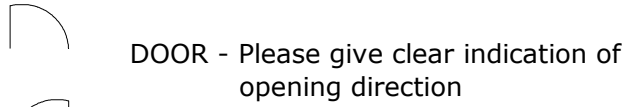


THE FLOOR PLAN PEOPLE - KEY SHEET

The following symbols should be used as a guide to assist you with your sketch and will appear in more graphic detail on your finished floorplan. Please remember to include:

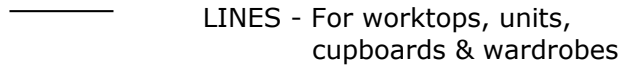
GENERAL



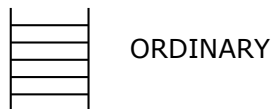
KITCHEN



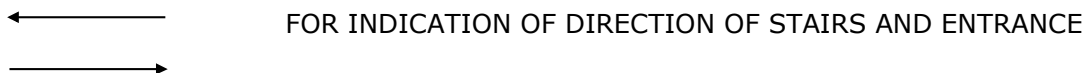
LINES



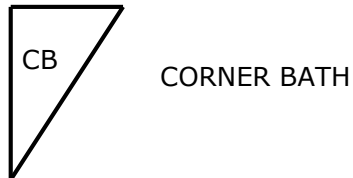
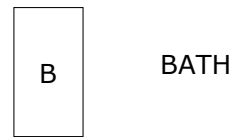
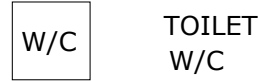
STAIRS



ARROWS



BATHROOM



ABBREVIATIONS



A/C AIRING CUPBOARD

C/B CUPBOARD

W/D WARDROBE

AGA